

Australian Made  
Australian Owned  
Locally Manufactured

## Farm Products

Tanks Direct for quality and value

Industrial and  
Rainwater tanks



Roller licker ball troughs



Feed troughs



Yard troughs



Transport tanks



Safety tread trough



# Industrial tanks built to engineering standards

Tanks Direct industrial tanks are designed to hold molasses with a specific gravity of 1.5 – the highest grade of molasses. Built to an engineering standard, all our industrial tanks are manufactured thicker than water tanks to withstand the higher density product. For maximum strength and durability, they are manufactured in one piece and have no vertical side seams or interior poles to support the roof.

## Industrial tank features



**A** Self supporting roofs – no internal poles or frames to support the tank roof.

**B** Venting systems to ensure the molasses does not ferment due to lack of air circulation. This also equalises pressure inside the tank, allowing air into the tank when displacement of liquid occurs.

**C** All fittings used by Tanks Direct are of the highest quality and are fitted to your tanks using the latest fusion technology in plastic welding. Tanks are welded inside and out ensuring greater strength and no leaks.

**D** All Tank Direct tanks feature thicker side walls at the base where the greatest pressure is exerted.

## Two fittings options

Choose from flanged type fittings in 2", 3", 4" and 6" sizes or threaded type fittings in 2" and 3" sizes.



Flanged type

Threaded type

 <p>TD8000 35,250 L</p>	 <p>TD6000 26,000 L</p>	 <p>TD5000 21,500 L</p>	
 <p>TD4000 18,500 L</p>	 <p>TD3000 13,750 L</p>	 <p>TD2400 10,250 L</p>	
 <p>TD1750 8,250 L</p>	 <p>TD1200 5,250 L</p>	 <p>TD1100 5,000 L</p>	 <p>TD1000 4,600 L</p>
 <p>TD750 3,400 L</p>	 <p>TD500 2,300 L</p>	 <p>TD250 1,150 L</p>	 <p>TD100 500 L</p>

# Heavy duty feed troughs, yard troughs and transport tanks

## Feed troughs

Tanks Direct industrial and water troughs are manufactured for heavy duty wear with extra thick construction to ensure years of reliable service. Heavy duty quality means you only have to buy them once!



400 L



600 L



500 L




1,000 L



1,750 L

## Yard troughs



200 L


250 L

820 L


## Transport tanks



3,000 L



1,100 L



650 L

## Rainwater tanks




For great value on rainwater tanks built to look good and last, head straight for a Tanks Direct tank. Tanks from 500 L to 43,000 L

# Roller lickers and safety tread trough

## Roller licker ball trough

- For light mix feed supplements
- Controls feed intake
- Stops livestock from falling in
- Easy to relocate
- Robust construction

600 L



Ball can easily be removed and re-assembled to give more versatility if requiring additional single troughs.

## About Tanks Direct

Tanks Direct is a premier brand of polymer tanks. Manufacturing since 2001, Tanks Direct tanks are designed and built to last in tough Australian conditions. As an Australian owned and operated company, Tanks Direct is committed to providing quality products designed to meet the needs of rural and residential Australia.

## Industrial tanks from Tanks Direct affiliated companies



### Industrial polymer tanks

Clark Industrial Tanks offers a specialised consulting service for the supply of custom-fitted industrial tanks for a range of applications in the market sectors of industrial liquid storage, chemical storage, liquid feed and fertiliser.

- Consultants with decades of industry experience
- Established national distribution service
- Manufacturing sites in Queensland, New South Wales and Victoria
- Tanks designed and manufactured to align specific industrial requirements
- Full range of fittings and attachments fitted to your specifications



[www.clarkindustrial.com.au](http://www.clarkindustrial.com.au)

## Safety tread trough

### How many cattle have you lost in troughs?

If you have lost even one it is too many. The new safety tread trough allows cattle to get a grip if they are pushed or fall into the trough.



*The safety tread pattern allows the cattle hoof to safely lock into the centre of the tread, providing full grip and enabling the beast to get out of the trough.*

*Even if the beast misses the first tread, the universal design of the pattern allows the hoof to lock into the next tread and give it a secure footing.*

*All Tanks Direct troughs are made stackable for ease of movement and transport.*



Your local reseller: